

Sterlite Technologies Limited
Godrej Millennium,
9, Koregaon Road, Pune 411 001
Maharashtra, INDIA

Phone: +91-20-30514000
Fax: +91-20-26138083
www.sterlitetechnologies.com

January 12, 2012

National Stock Exchange of India Limited

Exchange Plaza, 5th Floor,
Plot No. C-1, G Block,
Bandra Kurla Complex, Bandra (East)
Mumbai 400 051.

Bombay Stock Exchange Ltd.

Phirozee Jeejeebhoy Towers,
Dalal Street,
Mumbai 400 001.

Dear Sirs,

Sub: CLAUSE 35 – SHAREHOLDING PATTERN

As per the requirement of Clause 35 of the Listing Agreement for the quarter ending December 31, 2011, we are enclosing herewith a copy of the Shareholding Pattern of Sterlite Technologies Limited.


Kindly take this on your record and acknowledge the same.

Thanking you,

Yours faithfully,

For **Sterlite Technologies Limited**


Sandeep Deshmukh
Company Secretary

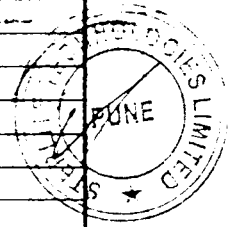


Enclosures: as above

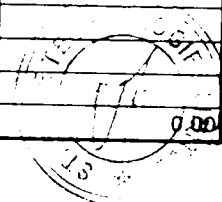
(1)(a) STATEMENT SHOWING SHAREHOLDING PATTERN IN CLAUSE-35				
NAME OF THE COMPANY:STERLITE TECHNOLOGIES LIMITED				
SCRIP CODE:	532374	Name of the Scrip:		
Class of Security:				
QUARTER ENDED:	31/12/2011			
Partly paid-up shares	No. of partly paid-up shares		As a % of total no. of partly paid-up shares	As a % of total no. of shares of the Company.
Held by promoter/promoter group		0	0	0
Held by Public		0	0	0
Total:		0	0	0
Outstanding convertible securities:	No. of outstanding securities		As a % of total no. of outstanding convertible securities.	As a % of total no. of shares of the Company assuming full conversion of the convertible securities
Held by promoter/promoter group		0	0	0
Held by Public		0	0	0
Total:		0	0	0
Warrants:	No. of warrants		As a % of total no. of warrants	As a % of total no. of shares of the Company, assuming full conversion of warrants
Held by promoter/promoter group		0	0	0
Held by Public		0	0	0
Total:		0	0	0
Total paid-up capital of the Company, assuming full conversion of warrants and convertible securities		393189827	0	100.00



CATEGORY CODE	CATEGORY OF SHAREHOLDER	NO OF SHAREHOLDERS	TOTAL NUMBER OF SHARES	NO OF SHARES HELD IN DEMATERIALIZED FORM	TOTAL SHAREHOLDING AS A % OF TOTAL NO OF SHARES		SHARES PLEDGE OR OTHERWISE ENCUMBERED	
					AS a PERCENTAGE of (A+B)	As a PERCENTAGE of (A+B+C)	NUMBER OF SHARES	AS a PERCENTAGE
(I)	(II)	(III)	(IV)	(V)	(VI)	(VII)	(VIII)	(IX)=(VIII)/(IV)*100
(A)	PROMOTER AND PROMOTER GROUP							
(1)	INDIAN							
(a)	Individual /HUF	5	860810	860810	0.22	0.22	0	0.00
(b)	Central Government/State Government(s)	0	0	0	0.00	0.00	0	0.00
(c)	Bodies Corporate	2	4764295	4764295	1.21	1.21	0	0.00
(d)	Financial Institutions / Banks	0	0	0	0.00	0.00	0	0.00
(e)	Others	0	0	0	0.00	0.00	0	0.00
	Sub-Total A(1) :	7	5625105	5625105	1.43	1.43	0	0.00
(2)	FOREIGN							
(a)	Individuals (NRIs/Foreign Individuals)	0	0	0	0.00	0.00	0	0.00
(b)	Bodies Corporate	1	209402750	209402750	53.26	53.26	0	0.00
(c)	Institutions	0	0	0	0.00	0.00	0	0.00
(d)	Others	0	0	0	0.00	0.00	0	0.00
	Sub-Total A(2) :	1	209402750	209402750	53.26	53.26	0	0.00
	Total A=A(1)+A(2)	8	215027855	215027855	54.69	54.69	0	0.00
(B)	PUBLIC SHAREHOLDING							
(1)	INSTITUTIONS							
(a)	Mutual Funds /UTI	29	22473980	22466605	5.72	5.72		
(b)	Financial Institutions /Banks	43	21661614	21639679	5.51	5.51		
(c)	Central Government / State Government(s)	2	850	500	0.00	0.00		
(d)	Venture Capital Funds	0	0	0	0.00	0.00		
(e)	Insurance Companies	3	914737	913737	0.23	0.23		
(f)	Foreign Institutional Investors	60	5671135	5657580	1.44	1.44		
(g)	Foreign Venture Capital Investors	0	0	0	0.00	0.00		
(h)	Others	0	0	0	0.00	0.00		
	Sub-Total B(1) :	137	50722316	50678101	12.90	12.90		




CATEGORY CODE	CATEGORY OF SHAREHOLDER	NO OF SHAREHOLDERS	TOTAL NUMBER OF SHARES	NO OF SHARES HELD IN DEMATERIALIZED FORM	TOTAL SHAREHOLDING AS A % OF TOTAL NO OF SHARES		SHARES PLEDGE OR OTHERWISE ENCUMBERED	
					AS a PERCENTAGE of (A+B)	As a PERCENTAGE of (A+B+C)	NUMBER OF SHARES	AS a PERCENTAGE
(I)	(II)	(III)	(IV)	(V)	(VI)	(VII)	(VIII)	(IX)=(VIII)/(IV)*100
(2)	NON-INSTITUTIONS							
(a)	Bodies Corporate	1769	22734483	22619498	5.78	5.78		
(b)	Individuals							
	(i) Individuals holding nominal share capital upto Rs.1 lakh	142485	86172563	77925371	21.92	21.92		
	(ii) Individuals holding nominal share capital in excess of Rs.1 lakh	74	12889359	11846684	3.28	3.28		
(c)	Others							
	NON RESIDENT INDIANS	3574	4488289	3569474	1.14	1.14		
	TRUSTS	4	6705	6205	0.00	0.00		
	OVERSEAS CORPORATE BODIES	1	200	200	0.00	0.00		
	FOREIGN NATIONALS	8	96350	96350	0.02	0.02		
	FOREIGN BODIES CORPORATES	1	85550	85550	0.02	0.02		
	DIRECTORS	3	133245	133245	0.03	0.03		
	CLEARING MEMBERS	153	832912	832912	0.21	0.21		
	Sub-Total B(2) :	148072	127439656	117115489	32.41	32.41		
	Total B=B(1)+B(2) :	148209	178161972	167793590	45.31	45.31		
	Total (A+B) :	148217	393189827	382821445	100.00	100.00		
(C)	Shares held by custodians, against which Depository Receipts have been issued							
(1)	Promoter and Promoter Group							
(2)	Public	0	0	0	0.00	0.00		
	GRAND TOTAL (A+B+C) :	148217	393189827	382821445	100.00	0.00	0	0.00




(I)(b) Statement showing holding of securities (including shares, warrants, convertible securities) of persons belonging to the category "Promoter and Promoter Group"													
Sr.No	Name of the Shareholder	Details of Shares held		Encumbered shares (*)			Details of Warrants		Details of convertible securities		Total Shares (including underlying shares assuming full conversion of warrants and convertible securities) as a % of diluted share capital		
		No. of Shares held	As a % of grand total (A)+(B)+(C)	Pledge Shares	%	AS a % of grand total (A) + (B) + (C) of sub-clause (I)(a)	Number of warrants held	As a % total number of warrants of the same class	Number of convertible securities held	As a % total number of convertible securities of the same class			
(I)	(II)	(III)	(IV)	(V)	(VI)	(VII)	(VIII)	(IX)	(X)	(XI)	(XII)		
1	TWIN STAR OVERSEAS LTD	209402750	5.26	0	0.00	0.00	0	0.00	0	0.00	5.26		
2	STERILITE INDUSTRIES (I) LTD	4261850	0.08	0	0.00	0.00	0	0.00	0	0.00	1.08		
3	THE MADRAS ALUMINIUM COMPANY LIMITED	502445	0.13	0	0.00	0.00	0	0.00	0	0.00	0.13		
4	NAVIN KUMAR AGARWAL	430000	1.11	0	0.00	0.00	0	0.00	0	0.00	1.11		
5	ANKIT AGARWAL	183670	0.05	0	0.00	0.00	0	0.00	0	0.00	0.05		
6	PRATIK AGARWAL	181140	0.05	0	0.00	0.00	0	0.00	0	0.00	0.05		
7	JYOTI PRAVIN AGARWAL	50000	0.01	0	0.00	0.00	0	0.00	0	0.00	0.01		
8	RUCHIRA AGARWAL	16000	0.00	0	0.00	0.00	0	0.00	0	0.00	0.00		
	TOTAL :	215027855	5.69	0	0.00	0.00	0	0.00	0	0.00	5.69		

(I)(c)(i) Statement showing holding of securities (including shares, warrants, convertible securities) of persons belonging to the category "Public" and holding more than 1% of the total number of shares									
Sr.No.	Name of the shareholder	Number of shares held	Shares as a percentage of total number of shares (i.e., Grand total (A)+(B)+(C) indicated in Statement at para (I)(a) above)	Details of warrants		Details of convertible securities		Total shares (including underlying shares assuming full conversion of warrants and convertible securities) as a % of diluted share capital	
				Number of warrants held	As a % total number of warrants of the same class	Number of convertible securities held	% w.r.t total number of convertible securities of the same class		
1	LIFE INSURANCE CORPORATION OF INDIA	21282975	5.41	0	0.00	0	0.00	5.41	
2	RELIANCE CAPITAL TRUSTEE CO LTD A/C RELIANCE DIVERSIFIED POWER SECTOR FUND	10953320	2.79	0	0.00	0	0.00	2.79	
3	TALMA CHEMICAL INDUSTRIES PVT LTD	5026441	1.28	0	0.00	0	0.00	1.28	
4	SUNDARAM MUTUAL FUND A/C SUNDARAM SELECT MIDCAP	4023677	1.02	0	0.00	0	0.00	1.02	
	TOTAL :	41286413	10.50	0	0.00	0	0.00	10.50	




Statement showing holding of securities (including shares, warrants, convertible securities) of persons (together with PAC) belonging to the category "Public" and holding more than 5% of the total number of shares of the company										
Sr.No.	Name(s) of the shareholder(s) and the Persons Acting in Concert (PAC) with them	Number of shares held	Shares as a percentage of total number of shares (i.e., Grant total (A)+(B)+(C) indicated in Statement at para (I)(a) above)	Details of warrants		Details of convertible securities		Total shares (including underlying shares assuming full conversion of warrants and convertible securities) as a % of diluted share capital)		
				Number of warrants held	As a % total number of warrants of the same class	Number of convertible securities held	% w.r.t total number of convertible securities of the same class			
TOTAL :		0	0.00	0	0.00	0	0.00	0.00		0.00



(I)(d) STATEMENT SHOWING DETAILS OF LOCKED-IN SHARES"				
SR. NO	NAME OF THE SHAREHOLDER	CAT. CODE	NO OF SHARES	PERCENTAGE
1	TWIN STAR OVERSEAS LTD	POR	36500000	9.28
2	TWIN STAR OVERSEAS LTD	POR	32250000	8.20
	TOTAL :		68750000	17.49

(II)(a) STATEMENT SHOWING DETAILS OF DEPOSITORY RECEIPTS (DRS)				
Sr.No.	Type of outstanding DR (ADRs,GDRs,SDRs,etc.)	Number of outstanding DRs	Number of shares underlying outstanding DRs	Shares underlying outstanding DRs as a percentage of total number of shares {i.e., Grand Total (A)+(B)+(C) indicated in Statement at Para(I)(a) above}
	TOTAL :	0	0	0

(II)(b) Statement showing Holding of Depository Receipts (DRs), where underlying shares held by "Promoter/Promoter group" are in excess of 1% of the total number shares.				
Sr.No.	Name of the DR Holder	Type of outstanding DR (ADRs,GDRs,SDRs,etc.)	Number of shares underlying outstanding DRs	Shares underlying outstanding DRs as a percentage of total number of shares {i.e., Grand Total (A)+(B)+(C) indicated in Statement at para(I)(a) above}
	TOTAL :		0	0



[Handwritten signature]
 Director
 TWIN STAR TECHNOLOGIES LIMITED