



(1)(a) STATEMENT SHOWING SHAREHOLDING PATTERN IN CLAUSE-35

(1)(a) STATEMENT SHOWING SHAREHOLDING PATTERN IN CLAUSE-35			
NAME OF THE COMPANY:STERLITE TECHNOLOGIES LIMITED			
SCRIP CODE:	532374	Name of the Scrip:	
Class of Security:			
QUARTER ENDED:	31/12/2010		
Partly paid-up shares	No. of partly paid-up shares	As a % of total no. of partly paid-up shares	As a % of total no. of shares of the Company
Held by promoter/promoter group	0	0.00	0.00
Held by Public	0	0.00	0.00
Total:	0	0.00	0.00
Outstanding convertible securities	No. of outstanding securities	As a % of total no. of outstanding convertible securities	As a % of total no. of shares of the Company assuming full conversion of the convertible securities
Held by promoter/promoter group	0	0.00	0.00
Held by Public	0	0.00	0.00
Total:	0	0.00	0.00
Warrants	No. of warrants	As a % of total no. of warrants	As a % of total no. of shares of the Company assuming full conversion of warrants
Held by promoter/promoter group	36500000	100.00	9.29
Held by Public	0	0.00	0.00
Total:	0	100.00	9.29
Total paid-up capital of the Company, assuming full conversion of warrants and convertible securities	392826669	100.00	9.29


Note:- No of warrants include bonus warrants pursuant to Bonus Issue held in March 2010.



CATEGORY CODE	CATEGORY OF SHAREHOLDER	NO. OF SHAREHOLDERS	TOTAL NUMBER OF SHARES	NO. OF SHARES HELD IN DEMATERIALIZED FORM	TOTAL SHAREHOLDING AS A % OF TOTAL NO. OF SHARES		SHARES PLEDGE OR OTHERWISE ENCUMBERED	
					As a PERCENTAGE of (A+B)	As a PERCENTAGE of (A+B+C)	NUMBER OF SHARES	As a PERCENTAGE
(I)	(II)	(III)	(IV)	(V)	(VI)	(VII)	(VIII)	(IX)=(VIII)/(IV)*100
(A)	PROMOTER AND PROMOTER GROUP							
(1)	INDIAN							
(a)	Individual /HUF	6	946310	946310	0.27	0.27	0	0.00
(b)	Central Government/State Government(s)	0	0	0	0.00	0.00	0	0.00
(c)	Bodies Corporate	4	4765295	4763545	1.34	1.34	0	0.00
(d)	Financial Institutions / Banks	0	0	0	0.00	0.00	0	0.00
(e)	Others	0	0	0	0.00	0.00	0	0.00
	Sub-Total A(1) :	10	5711605	5709855	1.60	1.60	0	0.00
(2)	FOREIGN							
(a)	Individuals (NRIs/Foreign Individuals)	0	0	0	0.00	0.00	0	0.00
(b)	Bodies Corporate	1	172902750	172902750	48.52	48.52	0	0.00
(c)	Institutions	0	0	0	0.00	0.00	0	0.00
(d)	Others	0	0	0	0.00	0.00	0	0.00
	Sub-Total A(2) :	1	172902750	172902750	48.52	48.52	0	0.00
	Total A=A(1)+A(2)	11	178614355	178612605	50.13	50.13	0	0.00
(B)	PUBLIC SHAREHOLDING							
(1)	INSTITUTIONS							
(a)	Mutual Funds /UTI	28	23410896	23403521	6.57	6.57		
(b)	Financial Institutions /Banks	45	21599304	21577119	6.06	6.06		
(c)	Central Government / State Government(s)	2	850	500	0.00	0.00		
(d)	Venture Capital Funds	0	0	0	0.00	0.00		
(e)	Insurance Companies	3	914737	913737	0.26	0.26		
(f)	Foreign Institutional Investors	59	11680902	11667347	3.28	3.28		
(g)	Foreign Venture Capital Investors	0	0	0	0.00	0.00		
(h)	Others	0	0	0	0.00	0.00		
	Sub-Total B(1) :	137	57606689	57562224	16.17	16.17		
(2)	NON-INSTITUTIONS							
(a)	Bodies Corporate	1856	23964830	23849925	6.73	6.73		
(b)	Individuals							
	(i) Individuals holding nominal share capital upto Rs.1 lakh	137644	80615554	71713324	22.62	22.62		




CATEGORY CODE	CATEGORY OF SHAREHOLDER	NO OF SHAREHOLDERS	TOTAL NUMBER OF SHARES	NO OF SHARES HELD IN DEMATERIALIZED FORM	TOTAL SHAREHOLDING AS A % OF TOTAL NO OF SHARES		SHARES PLEDGE OR OTHERWISE ENCUMBERED	
					AS a PERCENTAGE of (A+B)	As a PERCENTAGE of (A+B+C)	NUMBER OF SHARES	AS a PERCENTAGE
(I)	(II)	(III)	(IV)	(V)	(VI)	(VII)	(VIII)	(IX)=(VIII)/(IV)*100
	(ii) Individuals holding nominal share capital in excess of Rs.1 lakh	69	10260714	9490559	2.88	2.88		
(c)	Others							
	NON RESIDENT INDIANS	3639	4288516	3351591	1.20	1.20		
	TRUSTS	5	8205	7705	0.00	0.00		
	OVERSEAS CORPORATE BODIES	1	200	200	0.00	0.00		
	FOREIGN NATIONALS	1	10000	10000	0.00	0.00		
	FOREIGN BODIES CORPORATES	1	85550	85550	0.02	0.02		
	DIRECTORS	3	133245	133245	0.04	0.04		
	CLEARING MEMBERS	342	738811	738811	0.21	0.21		
	Sub-Total B(2) :	143561	120105625	109380910	33.71	33.71		
	Total B=B(1)+B(2) :	143698	177712314	166943134	49.87	49.87		
	Total (A+B) :	143709	356326669	345555739	100.00	100.00		
(C)	Shares held by custodians, against which Depository Receipts have been issued							
(1)	Promoter and Promoter Group							
(2)	Public	0	0	0	0.00	0.00		
	GRAND TOTAL (A+B+C) :	143709	356326669	345555739	100.00	0.00	0	0.00



(U)(b) STATEMENT SHOWING SHAREHOLDING OF PERSONS BELONGING TO "PROMOTER GROUP"						
SLNO	NAME OF THE SHAREHOLDER	TOTAL SHARES HELD		SHARES PLEDGED OR OTHERWISE ENCUMBERED		
		TOTAL SHARES	AS a % OF GRAND TOTAL (A)+(B)+(C)	PLEDGE SHARES	AS a PERCENTAGE	AS a % OF GRAND TOTAL
(I)	(II)	(III)	(IV)	(V)	(VI)=(V)/(III)*100	(VII)
1	TWIN STAR OVERSEAS LTD	172902750	48.52	0	0.00	0.00
2	STERLITE INDUSTRIES (I) LTD	4261850	1.20	0	0.00	0.00
3	THE MADRAS ALUMINIUM COMPANY LIMITED	501695	0.14	0	0.00	0.00
4	NAVIN KUMAR AGARWAL	430000	0.12	0	0.00	0.00
5	ANKIT AGARWAL	183670	0.05	0	0.00	0.00
6	PRATIK AGARWAL	181140	0.05	0	0.00	0.00
7	SAKSHI DIDWANIA	85500	0.02	0	0.00	0.00
8	JYOTI PRAVIN AGARWAL	50000	0.01	0	0.00	0.00
9	RUCHIRA AGARWAL	16000	0.00	0	0.00	0.00
10	EASTERN GALVANISING PVT LTD	1000	0.00	0	0.00	0.00
11	MADRAS ALUMINIUM CO LTD	750	0.00	0	0.00	0.00
	TOTAL :	178614355	50.13	0	0.00	0.00

(U)(c) STATEMENT SHOWING SHAREHOLDING OF PERSONS BELONGING TO "PUBLIC GROUP"			
HOLDING > 1% OF THE TOTAL NUMBER OF SHARES			
SLNO	NAME OF THE SHAREHOLDER	NO OF SHARES	PERCENTAGE
1	LIFE INSURANCE CORPORATION OF INDIA	21282975	5.97
2	RELIANCE CAPITAL TRUSTEE CO. LTD. A/C RELIANCE DIVERSIFIED POWER SECTOR FUND	10953320	3.07
3	TALMA CHEMICAL INDUSTRIES PVT LTD	5026441	1.41
4	SMALLCAP WORLD FUND, INC	4803401	1.35
5	SUNDARAM MUTUAL FUND A/C SUNDARAM SELECT MIDCAP	4607971	1.29
	TOTAL :	46674108	13.10



(I)(d) STATEMENT SHOWING DETAILS OF LOCKED-IN SHARES"				
Sl.No.	NAME OF THE SHAREHOLDER	CAT. CODE	NO OF SHARES	PERCENTAGE
1	TWIN STAR OVERSEAS LTD	POR	32250000	9.05
TOTAL :			32250000	9.05

(II)(a) STATEMENT SHOWING DETAILS OF DEPOSITORY RECEIPTS (DRS)				
Sr.No.	Type of outstanding DR (ADRs, GDRs, SDRs, etc.)	Number of outstanding DRs	Number of shares underlying outstanding DRs	Shares underlying outstanding DRs as a percentage of
TOTAL :			0	0

(II)(b) Statement showing Holding of Depository Receipts (DRs), where underlying shares held by Promoter/Promoter group, are in excess of 1% of the total number shares.				
Sr.No.	Name of the DR Holder	Type of outstanding DR (ADRs, GDRs, SDRs, etc.)	Number of Shares underlying outstanding DRs	Shares underlying outstanding DRs as a percentage of
TOTAL :			0	0

For Sterlite Technologies Ltd.

Sandeep Deshmukh
Company Secretary

